

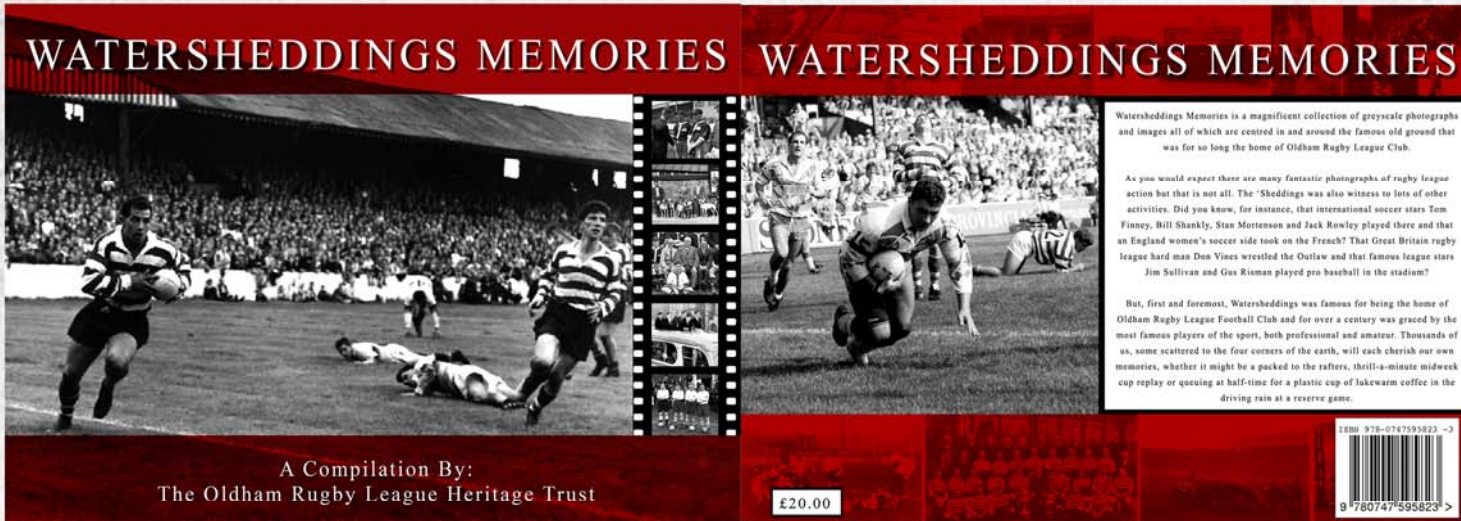
Sarah Turner

Web/ Graphic Design Portfolio



Sarah Turner

Book Cover for Watersheddings Memories





This book cover for this book was for the Oldham Rugby League Heritage Trust, who had seen the impact pages from the previous publication. They wanted work that would trigger nostalgia and allow fans of the Oldham Rugby League team to recognise it as a book for them straight away. With this in mind, the cover was created using the team colours.



Sarah Turner

Graphic Design for Kangaroos, Kiwis and Roughyeds



These are 'impact pages' from a book entitled 'Kangaroos, Kiwis and Roughyeds.' The book followed Oldham's Rugby League team through the years when competing against Australian and New Zealand teams. The pages use original memorabilia from the period to create a nostalgic feel. The impact pages were well recieved from the client and readers of the book.



Sarah Turner

Promotional Materials for the Japanese Society




During my time at Leeds University I had the pleasure of being the Communications Officer/ Graphic Designer for the Japanese Society for two years. This involved me designing for a variety of formats including screen and print. I designed booklets, membership cards, posters and screen graphics during my time. In my work I endeavoured to keep a Japanese aesthetic in my work.



Sarah Turner

Information Design project: British Tea

Aberdeenshire - Bridal Tea

A little known British tradition these days is a Bridal Tea party. It is an alternative to a hen night, where bridesmaids will organise a Bridal Shower as a farewell to the bride.

Aberdeenshire has some of the best Bridal Tea Houses in Britain, so much so that a hotel in Hong Kong is named The Bridal Tea House Aberdeen Hotel.

[Back to Map](#)

Edinburgh ● Edinburgh

Edinburgh

Assets used for project:
Here are some close ups of the assets used for this project. The interactive flash used a mix of traditional media and digitally generated images.

Notes

For all the little important things...

What you need

Essential Equipment:

- A Teapot
- A Kettle
- A Cup
- A Spoon

Ingredients:

- Salt of 100g
- Shot of Water
- 1 heaped tsp of tea leaves (English tea leaves preferably)

Extras:

Here are some suggestions to bring you with to your tea. These are optional. Also, if you have a tea bag it may come in handy but it isn't essential to making a cuppa!

- Biscuits
- Tea Caddy
- 1-2 sugar cubes (optional)

The perfect brew... is here!

The perfect way of making a cup of tea is different for everyone. There are so many methods for making a cuppa that it's easy to get confused. Milk before tea? Sugar or no sugar... Actually hold that thought... should we use milk or cream? Let's not even get started about tea bags or leaves!

But never fear! Follow these three simple instructions and you'll never be baffled again! And making a brew will be a piece of cake... not literally of course!

1. Open this book.
2. Read Contents within.
3. Get brewing!

Sarah Turner 2011

bread and basted

A Little Guide to The Perfect Brew

"Your tea is served."



"Oh it looks lovely!"

For tea lovers and those curious about the brew.

Remember!

- Don't go near any plug sockets with wet hands... or you'll get a nasty shock.
- Steam can give you nasty burns, so watch out when you're brewing up! Make sure your skin doesn't get caught.

Although it is very exciting making the perfect cup of tea, don't get too carried away, you wouldn't want to embarrass (or scold) yourself when mixing your tea in the pot.

Did you know...

A few tips...

- Steam can give you nasty burns, so watch out when you're brewing up! Make sure your skin doesn't get caught.
- If you are making the perfect cup of tea before 9:00am then make sure you're awake enough to get the tea in the cup, your table won't enjoy the tea as much as you will.

Facts about tea in the UK




- * Although we often have our cuppas in a rush these days, in the past taking tea in UK was an important ritual that was enjoyed by many people.
- * "Afternoon Tea" as it is called involves drinking tea and possibly having snacks between 3 and 5 pm. The snacks can be small sandwiches (traditionally cucumber sandwiches) or small cakes or scones.
- * Sadly, due to the fact that many people now work inbetween these times, Afternoon tea isn't as popular as it once was.
- * On a more positive note "High Tea" can be taken between 5 and 6pm and is more like a meal with more substantial food, cakes and scones than "Afternoon Tea".
- * It is called "High Tea" because people often sat in high chairs when having the meal, believing it would help their digestion of the food.

For an information design project I was asked to create instructions for making the perfect cup of tea. Also coupled with this I was asked to create an interactive extension that would inform and interest users. With this in mind I created an interactive map in Flash, different locations on the map could be clicked and information about tea in that area would appear.



Sarah Turner

Final Year Project: Classic Rejuvenations: Doctor Faustus



My final year project was an interactive narrative of the classic Doctor Faustus. The project was born out of a need to recreate traditional classic stories for people who disliked reading in an interactive and enjoyable way. The project focused it's appeal toward users who enjoyed playing games and reading comic books. The piece was created in Flash and achieved a first in both production and planning.



Sarah Turner

University Flash Projects

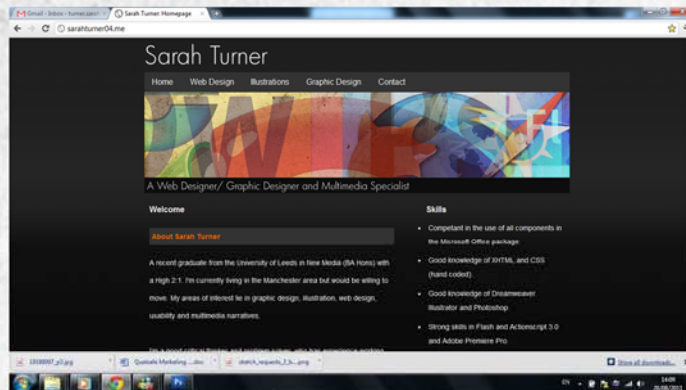
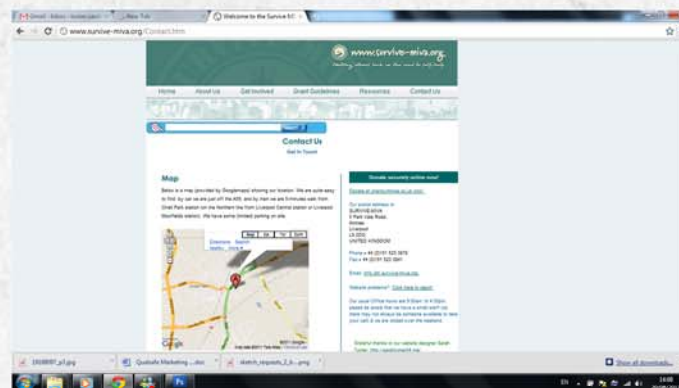


- During my time at University I have completed a variety of Flash projects.
- 1) A website and Flash for 'Which?' Magazine. A DNAD brief
 - 2) Seaside Spring Cleanup was a flash game created for children between 4-6, designed for as an educational game. .
 - 3) Poppy's Office Chair was creative brief to test animation skills.
 - 4) A small web banner advert for Kleenex aimed at men.



Sarah Turner

Webdesign


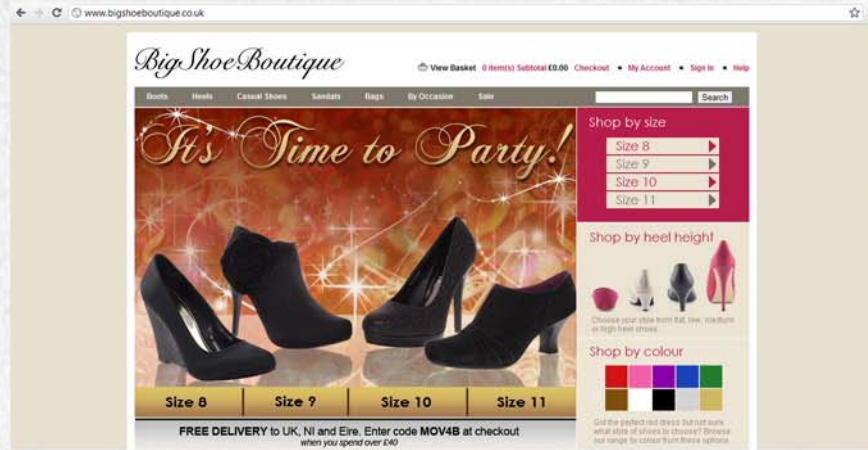


I have completed a number of websites since I have been at the University of Leeds. The first project is for a cabaret act called Miss Valentine, who wanted a cute design for her website. The next client I had was a charity called Survive MIVA. The charity only wanted HTML and CSS as the website would be viewed in third world countries that may not run java correctly. There is also an image of my own website. T



Sarah Turner

Work from Barratts/Priceless LTD.



Whilst at BPL (Barratts Pricless LTD). I worked on a variety of digital projects. I created HTML emails, Homepages, Affiliate banners and a variety of other graphic assets for 7 different websites held by the company. I also re-designed and rebuilt the Barrattsblog, building in a variety of twitter and facebook functionalities. I created graphics and proposed ideas for enhancing the companies social media presence. I also worked on the Ebay and Amazon storefront and proposed a redesign for one of the website's.

